



Site Template Design

Designing site templates for Learner Community

OVERVIEW

A site template is the “shell” that surrounds page content. Any reasonable design can be implemented in Learner Community.

Currently the process is for you to provide some visual example (such as pictures, a reference web site, and/or HTML) along with appropriate resource files (e.g., logos, CSS files, etc.) to your project manager. Our developers will then use the supplied materials to implement the template and apply it to your portal.

If you have questions after reviewing this document, please contact your project manager.

RECOMMENDATIONS

Our general design recommendations:

- Use a responsive template so the site will be viewable everywhere, including mobile phones.
- Position the “meta nav” at the upper-right of the site.
- Maximize the area for page content by using a horizontal navigation menu across the top of the site, instead of a vertical navigation menu on the left or right side of the page.

REQUIREMENTS

Your template must provide space for two items: the “meta nav” and the “page content.” The *Template Examples* section shows several site templates, and each indicates where those two areas are.

META NAV

The “meta nav” menu is typically positioned in the far upper-right of the page. This menu provides the “Log In / Register” option for anonymous users, and changes to the user’s menu (including notification icon etc.) when a user is logged in. The logged in version of the menu needs sufficient horizontal space.

Example when not logged in:



Example when a regular learner is logged in:



Examples when an administrator with “page designer” permission is logged in:



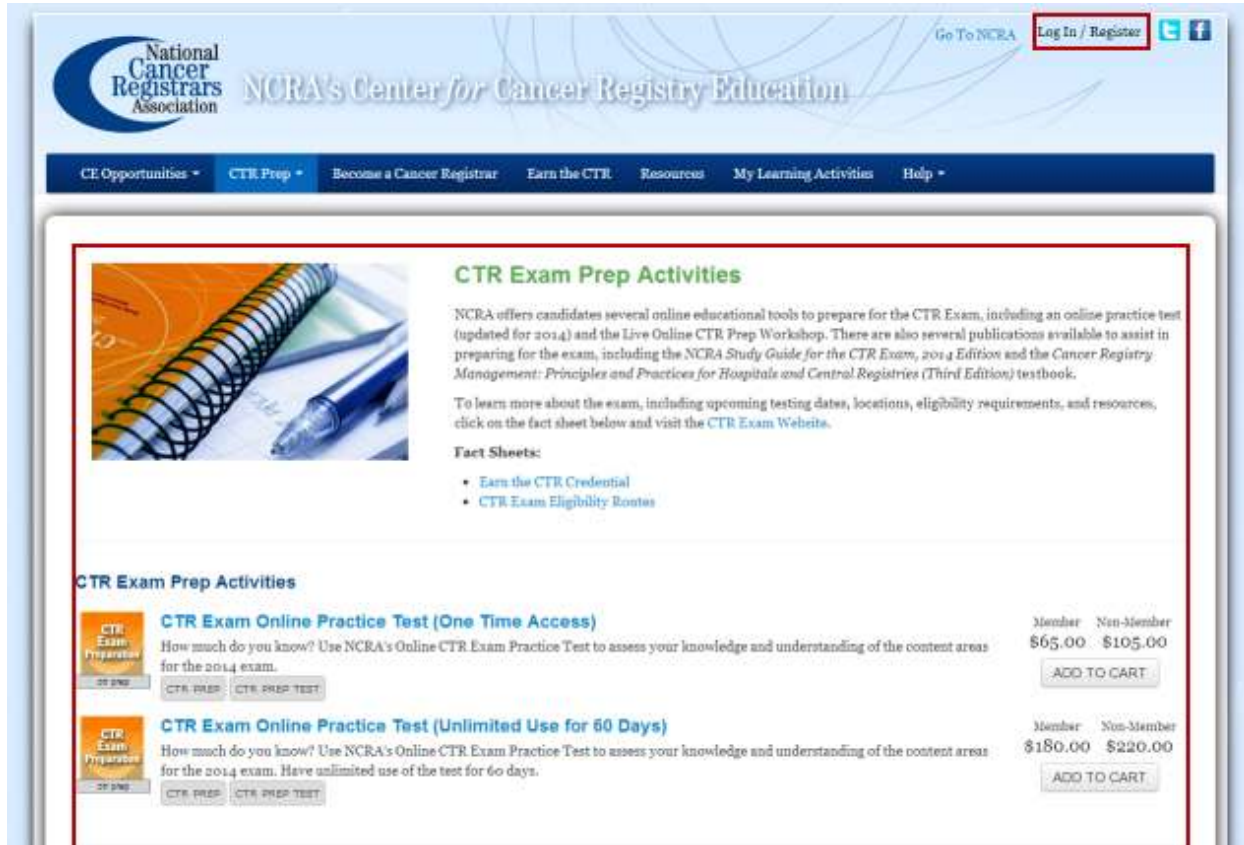
PAGE CONTENT

Page content is created by administrators with “page designer” permission. The content can include rows and columns that can contain a variety of “widgets” (e.g., HTML, Video, Catalog, etc.).

TEMPLATE EXAMPLES

In each example, Learner Community's "meta nav" and "page content" areas are highlighted with a red box.

NATIONAL CANCER REGISTRARS ASSOCIATION



The screenshot shows the website for the National Cancer Registrars Association (NCRA). At the top right, there are links for "Go To NCRA", "Log In / Register" (highlighted with a red box), and social media icons for Twitter and Facebook. Below this is a dark blue navigation bar with menu items: "CE Opportunities", "CTR Prep" (highlighted with a red box), "Become a Cancer Registrar", "Earn the CTR", "Resources", "My Learning Activities", and "Help".

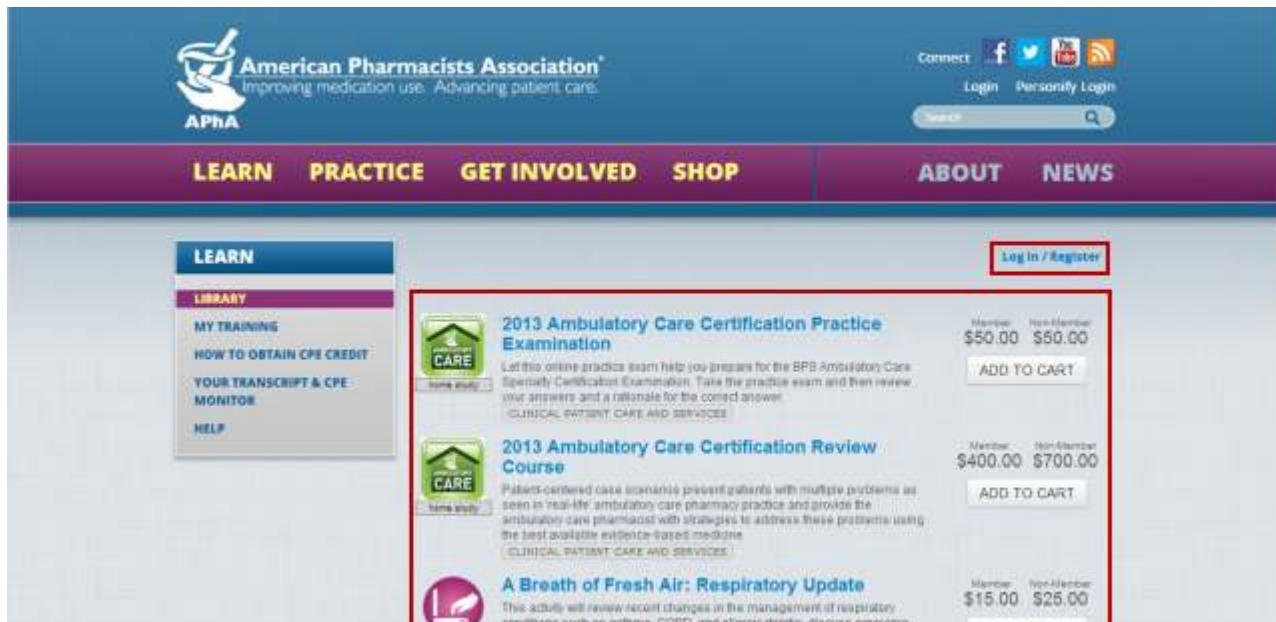
The main content area is titled "CTR Exam Prep Activities" and features an image of a spiral notebook and a pen. The text describes online educational tools for the CTR Exam, including a practice test and a prep workshop. It also lists "Fact Sheets" with links to "Earn the CTR Credential" and "CTR Exam Eligibility Routes".

Below the text, there are two product listings for "CTR Exam Online Practice Test":

Product	Member	Non-Member
CTR Exam Online Practice Test (One Time Access)	\$65.00	\$105.00
CTR Exam Online Practice Test (Unlimited Use for 60 Days)	\$180.00	\$220.00

The "Go To NCRA" and "Twitter / Facebook" icons are part of this client's template; Learner Community's "meta nav" appears between those two items.

AMERICAN PHARMACISTS ASSOCIATION



This template exactly matches the client’s primary web site—even the primary site’s login options were retained instead of using Learner Community’s “meta nav” in its place. Because Learner Community’s “meta nav” is still required, it was added below the main header area.

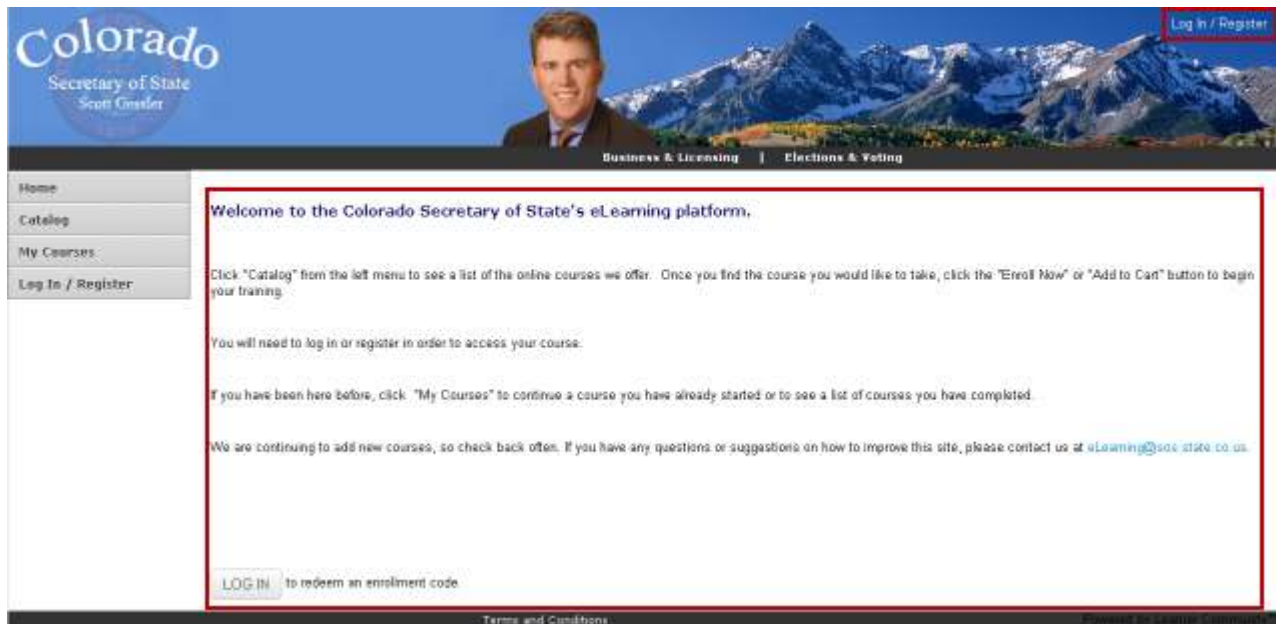
The primary site’s left navigation menu and fixed-width design are also mirrored, which leaves just enough space to display the page content.

AMERICAN SOCIETY OF HEALTH-SYSTEM PHARMACISTS



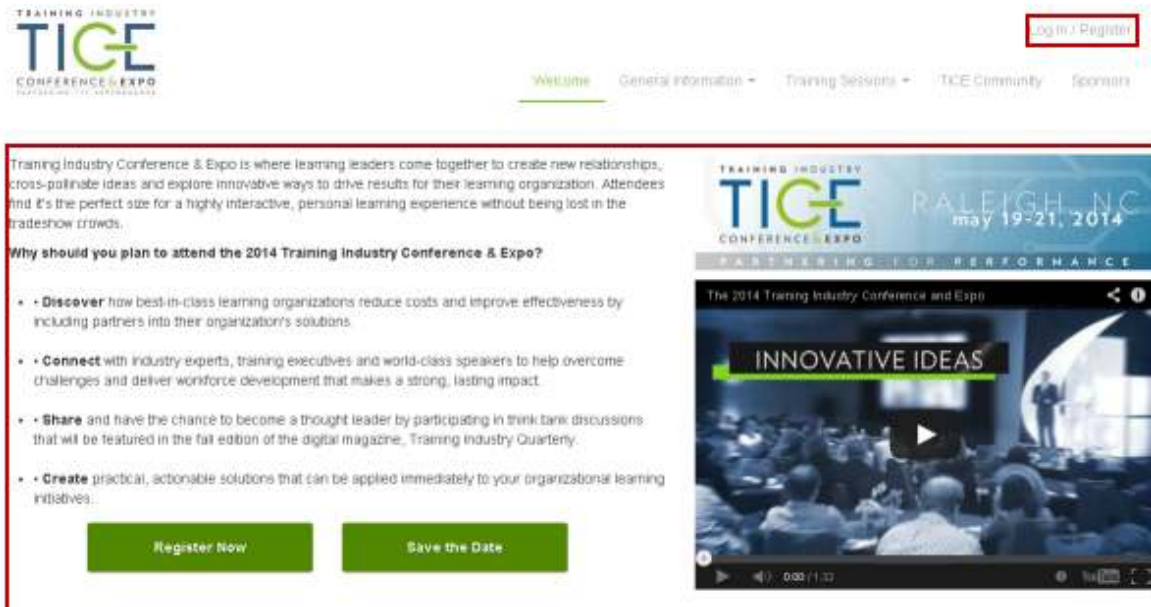
This template is similar to the client’s primary web site, but is designed as the “eLearning” area of their site. The navigation from their main site to this template is smooth, but once in the “eLearning” area it’s focused on that area. The primary navigation menu provides direct access to the learner’s enrollments, and to a variety of catalogs that promote their individual course and subscription offerings.

STATE OF COLORADO



This template matches the client's primary web site. The left navigation is compact enough that there's still a fairly large area for site content.

TRAINING INDUSTRY



This is a clean, responsive design with a maximum area for page content. The navigation menu is styled a little differently than other sites.